

WHIRLPOOL

DISHWASHING

11/2011



www.whirlpool-professional.com


SENSING THE DIFFERENCE

Performance, reliability, safety standard, hygiene, materials, easy to use and robustness are the key features for Whirlpool Professional Dishwashers.

Whirlpool Professional range of Dishwashers has been studied to satisfy the needs of every professional user and includes:

- Glass Washers
- Frontal Dishwashers
- Hood Dishwashers and Pot Machines
- Rack Conveyor Dishwashers

Flight Conveyor Dishwashers are available on demand.

Dishwashers with break tank are available on demand.

For each product category, a range of accessories is available.



basket size mm



dimensions mm WxDxH



clear entry height mm



number of cycles



tank capacity lt



wash cycle time sec



boiler capacity lt



standard voltage



tank element kW



rinse booster pump kW



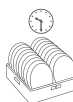
boiler element kW



water consumption lt



wash pump kW



basket hourly output



power



max basket capacity (size of dish in mm)

GLASS WASHERS

All Whirlpool Professional Glass Washers have:

- stainless steel AISI 304 cabinet with double skinned panels
- moulded tank with stainless steel basket guides
- stainless steel wash and rinse independent rotative arms
- rinse aid pump
- self draining
- double filter system

Water supply temperature required 55° C

Water supply pressure required between 200-400 kPa

ADI 079



- Hot water automatic rinse
- Equipment: 2 glass baskets, 1 teaspoon rack, 1 rack for 15 saucers

CODE				δ lt		δ kW							δ P δ	
ADI 079	350x350	210	11	2,7	1,6	2,6	0,17	2,8	420x470x585	1	120	230 V ~ 50 Hz	NO	2

- Available also with Detergent Pump **ADI 078**
- Available also with Integral Drain Pump **ADI 081**
- Available also with Detergent Pump and Integral Drain Pump **ADI 080**

ADI 071



- Hot water automatic rinse or manual cold rinse
- Equipment: 2 glass basket, 1 teaspoon rack, 1 rack for 15 saucers

CODE														
ADI 071	350x350	230	11	2,7	1,6	2,6	0,3	2,9	420x470x635	1	120	230 V~ 50 Hz	NO	2

- Available also with Built-in Water Softener **ADI 070**
- Available also with Integral Drain Pump **ADI 072**
- Available also with Detergent Pump **ADI 088**

ADI 082



- Hot water automatic rinse
- Equipment: 2 glass basket, 1 teaspoon rack, 1 rack for 15 saucers

CODE														
ADI 082	400x400	260	14	2,7	1,6	2,6	0,17	2,8	470x515x635	1	120	230 V~ 50 Hz	NO	2

- Available also with Drain Pump **ADI 083**

GLASS DISHWASHERS

ADI 073



- Hot water automatic rinse
- Equipment: 2 glass basket, 1 teaspoon rack, 1 rack for 15 saucers

CODE														
ADI 073	400x400	300	14	2,7	1,6	2,6	0,17	2,8	470x515x685	1	120	230 V~50 Hz	NO	2

- Available also with Detergent Pump **ADI 074**
- Available also with Built-in Water Softener **ADI 076**
- Available also with Integral Drain Pump **ADI 075**
- Available also with Detergent Pump, Integral Drain Pump **ADI 077**
- Available also with Built-in Water Softener and Detergent Pump **ADI 089**

	ADN 418	kit round basket (for glass washers 350x350 mm basket) only basket ø 360x170 mm ADI 086
	ADN 419	kit round basket (for glass washers 400x400 mm basket) only basket ø 410x170 mm ADI 087
	AGS 104	cutlery rack 2 compartments 100x130x60 mm
	AGS 108	plate rack 15 small dishes 280x150x130 mm
	AGS 121	plate rack 17 small dishes 370x150x130 mm
	AGS 107	glass basket 350x350x120 mm
	AGS 116	glass basket 400x400x130 mm
	AGS 190	shallow glass basket 400x400x130 mm
	AGS 112	dishes basket 8 dishes 400x400x130 mm
	AGS 106	inox support 500 mm (for glass washers 350x350 mm basket)
	AGS 110	inox support 500 mm (for glass washers 400x400 mm basket)
	AGS 134	manual water softener 12 lt
	AGS 150	external rinse booster pump
	AGS 169	detergent pump kit

Please refer to page 8 in order to know which accessories are available for specific glass washers.

CODE	ADN 418	ADN 419	AGS 104	AGS 106	AGS 107	AGS 108	AGS 110	AGS 112	AGS 116	AGS 121	AGS 134	AGS 150	AGS 169	AGS 190
ADI 070	✓	-	✓	✓	✓	✓	-	-	-	-	✓	✓	✓	-
ADI 071	✓	-	✓	✓	✓	✓	-	-	-	-	✓	✓	✓	-
ADI 072	✓	-	✓	✓	✓	✓	-	-	-	-	✓	✓	✓	-
ADI 073	-	✓	✓	-	-	-	✓	✓	✓	✓	✓	✓	✓	✓
ADI 074	-	✓	✓	-	-	-	✓	✓	✓	✓	✓	✓	✓	✓
ADI 075	-	✓	✓	-	-	-	✓	✓	✓	✓	✓	✓	✓	✓
ADI 076	-	✓	✓	-	-	-	✓	✓	✓	✓	✓	✓	✓	✓
ADI 077	-	✓	✓	-	✓	✓	✓	✓	-	✓	✓	✓	✓	✓
ADI 078	✓	-	✓	✓	✓	✓	-	-	-	-	✓	✓	✓	-
ADI 079	✓	-	✓	✓	✓	✓	-	-	-	-	✓	✓	✓	-
ADI 080	✓	-	✓	✓	✓	✓	-	-	-	-	✓	✓	✓	-
ADI 081	✓	-	✓	✓	✓	✓	-	-	-	-	✓	✓	✓	-
ADI 082	-	✓	✓	-	-	-	✓	✓	✓	✓	✓	✓	✓	✓
ADI 083	-	✓	✓	-	-	-	-	✓	✓	✓	✓	✓	✓	✓
ADI 088	✓	-	✓	✓	✓	✓	✓	-	-	-	✓	✓	✓	-
ADI 089	-	✓	✓	-	-	-	✓	✓	✓	✓	✓	✓	✓	✓

✓ = yes, available on demand

All Whirlpool Professional Frontal Dishwashers have:

- stainless steel AISI 304 cabinet with double skinned panels
- rinse aid pump
- hot water automatic rinse
- pressed moulded basket support

Water supply temperature required 55° C

Water supply pressure required between 200-400 kPa

AGB 650/WP



- Equipment: 1 basket for 18 dishes, 1 universal basket, 1 teaspoon rack

CODE														
AGB 650/WP	500x500	320	26	5,5	2,5	4,5	0,4	4,9	585x610x825	2	120/180	400 V tri~ 50 Hz	NO	2,5

- Available also with Built-in Water Softener **AGB 653/WP**
- Available also with Integral Drain Pump **AGB 651/WP**
- Available also with Built-in Water Softener and Integral Drain Pump **AGB 652/WP**

FRONTAL DISHWASHERS

ADI 084



- Electronic panel
- Equipment: 1 basket for 18 dishes, 1 universal basket, 1 teaspoon rack

CODE														
ADI 084	500x500	320	26	5,5	2,5	4,5	0,4	4,9	585x610x825	3	120/180+ ∞	400 V tri~ 50 Hz	NO	2,5

AGB 648/WP



- Equipment: 1 basket for 18 dishes, 1 universal basket, 1 teaspoon rack

CODE														
AGB 648/WP	500x500	320	26	5,5	2,5	3	0,4	3,4	585x610x825	2	120/180	230 V ~50 Hz	NO	2,5

- Available also with Detergent Pump **AGB 650/DP (POWER 4.9 kW)**
- Available also with Integral Drain Pump and with integrated double filter system **AGB 649/WP**
- Available also with Detergent Pump and Built-in Water Softener **AGB 653/DP (POWER 4.9 kW)**
- Available also with Detergent Pump, Integral Drain Pump and with integrated double filter system **AGB 651/DP (POWER 4.9 kW)**
- Available also with Detergent Pump, Integral Drain Pump, Built-in Water Softener and with integrated double filter system **AGB 652/DP (POWER 4.9 kW)**

ADN 408



- Hot water automatic rinse
- Equipment: 1 basket for 18 dishes, 1 universal basket, 1 teaspoon rack

CODE														
ADN 408	500x500	320	26	5,5	2,5	3,5	0,4	3,9	585x610x825	1	120	230 V ~ 50 Hz	NO	2,5

- Available also in 400 V tri ~ 50 Hz **ADN 408/1**
- Available also with Integral Drain Pump and with integrated double filter system **ADN 409**
- Available also with Integral Drain Pump in 400 V tri ~ 50 Hz and with integrated double filter system **ADN 409/1**

AGS 653/WP



- Electronic panel
- Pressed moulded tank with double filter
- Balanced door
- Equipment: 1 basket for 18 dishes, 1 universal basket, 1 teaspoon rack

CODE														
AGS 653/WP	500x500	350	12	5,5	2	6	0,6	6,6	605x605x850	4	90/120/180+ ∞	400 V tri ~ 50 Hz	NO	2,5

- Available also with Integral Drain Pump **AGS 654/WP**
- Available also with Integral Drain Pump and Built-in Water Softener **ADN 428**
- Available also with Detergent Pump, Integral Drain Pump and Built-in Water Softener **ADN 428/1**
- Available also with Detergent Pump and Built-in Water Softener **ADN 425**

FRONTAL DISHWASHERS

AGB 657/WP



- Pressed moulded tank with double filter
- Balanced door
- Equipment: 1 basket for 18 dishes, 1 universal basket, 1 teaspoon rack

CODE				Δ lt		Δ kW							Δ P Δ	
AGB 657/WP	500x500	350	12	5,5	2	6	0,6	6,6	605x605x850	2	90/150	400 V tri~ 50 Hz	NO	2,5

- Available also with Integral Drain Pump **AGB 658/WP**

AGB 656/WP



- Equipment: 1 basket for 18 dishes, 1 universal basket, 1 teaspoon rack

CODE				Δ lt		Δ kW							Δ P Δ	
AGB 656/WP	500x500	320	26	5,5	2,5	4,5	0,4	4,9	585x610x1230	2	120/180	400 V tri~ 50 Hz	NO	2,5

AGB 663/WP



- Equipment: 1 basket for 18 dishes, 1 universal basket, 1 teaspoon rack

CODE														
AGB 663/WP	500x500	340	12	5,5	2	6,6	0,6	6,6	600x610x1220	2	120/180	400 V tri~ 50 Hz	NO	2,5



AGS 105

cutlery rack 2 compartments 100x110x150 mm



AGS 176

basket for bulk cutlery 500x500x130 mm



AGS 171

12 dishes basket 500x500x130 mm



AGS 173

18 dishes basket 500x500x130 mm



ADN 426

open basket 500x500x130 mm



AGS 129

inox support 500 mm
(for frontal dishwashers 605x605 mm)



ADN 427

inox support 500 mm
(for frontal dishwashers 585x610 mm)



AGS 134

manual water softener 12 lt



AGS 135

automatic water softener 12 lt



AGS 150

external rinse booster pump



AGS 169

detergent pump kit

Please refer to page 15 in order to know which accessories are available for specific frontal dishwashers.

DISHWASHING

CODE	ADN 426	ADN 427	AGS 105	AGS 129	AGS 134	AGS 135	AGS 150	AGS 169	AGS 171	AGS 173	AGS 176
ADI 084	✓	✓	✓	-	✓	✓	✓	✓	✓	✓	✓
ADN 408	✓	✓	✓	-	✓	✓	✓	✓	✓	✓	✓
ADN 408/1	✓	✓	✓	-	✓	✓	✓	✓	✓	✓	✓
ADN 409	✓	✓	✓	-	✓	✓	✓	✓	✓	✓	✓
ADN 409/1	✓	✓	✓	-	✓	✓	✓	✓	✓	✓	✓
ADN 425	✓	-	✓	✓	✓	✓	✓	✓	✓	✓	✓
ADN 428	✓	-	✓	✓	✓	✓	✓	✓	✓	✓	✓
ADN 428/1	✓	-	✓	✓	✓	✓	✓	✓	✓	✓	✓
AGB 648/WP	✓	✓	✓	-	✓	✓	✓	✓	✓	✓	✓
AGB 649/WP	✓	✓	✓	-	✓	✓	✓	✓	✓	✓	✓
AGB 650/DP	✓	✓	✓	-	✓	✓	✓	✓	✓	✓	✓
AGB 650/WP	✓	✓	✓	-	✓	✓	✓	✓	✓	✓	✓
AGB 651/DP	✓	✓	✓	-	✓	✓	✓	✓	✓	✓	✓
AGB 651/WP	✓	✓	✓	-	✓	✓	✓	✓	✓	✓	✓
AGB 652/DP	✓	✓	✓	-	✓	✓	✓	✓	✓	✓	✓
AGB 652/WP	✓	✓	✓	-	✓	✓	✓	✓	✓	✓	✓
AGB 653/DP	✓	✓	✓	-	✓	✓	✓	✓	✓	✓	✓
AGB 653/WP	✓	✓	✓	-	✓	✓	✓	✓	✓	✓	✓
AGB 656/WP	✓	✓	✓	-	✓	✓	✓	✓	✓	✓	✓
AGB 657/WP	✓	-	✓	✓	✓	✓	✓	✓	✓	✓	✓
AGB 658/WP	✓	-	✓	✓	✓	✓	✓	✓	✓	✓	✓
AGB 663/WP	✓	✓	✓	-	✓	✓	✓	✓	✓	✓	✓
AGS 653/WP	✓	-	✓	✓	✓	✓	✓	✓	✓	✓	✓
AGS 654/WP	✓	-	✓	✓	✓	✓	✓	✓	✓	✓	✓

✓ = yes, available on demand

HOOD DISHWASHERS

All Whirlpool Professional Hood Dishwashers have:

- stainless steel AISI 304 cabinet with double skinned panels
- auto self draining wash pump
- rinse aid pump
- hot water automatic rinse
- shallow bottom wash tank with double filter

Water supply temperature required 55° C

Water supply pressure required between 200-400 kPa

AGB 668/WP



- Mechanical standard panel
- Equipment: 1 basket for 18 dishes, 1 universal basket, 1 teaspoon rack

CODE														
AGB 668/WP	500x500	365	25	7	3	6	0,75	6,75	640x735x1420	2	60/120	400 V tri ~ 50 Hz	NO	3

- Available also with Detergent Pump and in 230 V ~ 50 Hz **AGB 668/DP**

AGB 669/WP



- Electronic panel
- Equipment: 1 basket for 18 dishes, 1 universal basket, 1 glass basket, 1 teaspoon rack

CODE														
AGB 669/WP	500x500	405	27	9	3	6	0,75	6,75	655x770x1505	4	60/90/120+ ∞	400 V tri ~ 50 Hz	NO	3

- Available also with Detergent Pump and Drain Pump **AGB 669/DP-SP/3**
- Available also with Detergent Pump and 230 V 50 Hz **AGB 669/DP**
- Available also with Boiler 10 kW for cold water supply **AGB 664/WP (POWER 10.75 kW)**
- Available also with Boiler 10 kW for cold water supply and mechanical panel **AGB 667/WP (POWER 10.75 kW)** (2 cycles 60/120)

AGB 666/WP



- Electronic panel
- Equipment: 1 basket for 18 dishes, 1 universal basket, 1 glass basket, 1 teaspoon rack

CODE														
AGB 666/WP	500x500	405	35	9	3	6	1,35	7,35	655x770x1505	4	60/120/180+ ∞	400 V tri ~ 50 Hz	NO	3



AGS 109

teaspoon rack with handle 250x150x130 mm



AGS 176

basket for bulk cutlery 500x500x130 mm



AGS 171

12 dishes basket 500x500x130 mm



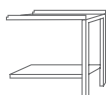
AGS 173

18 dishes basket 500x500x130 mm



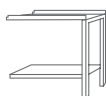
ADN 426

open basket 500x500x130 mm



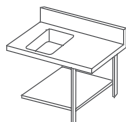
AGS 136

table with 2 legs and inferior panel 630x520x865 mm



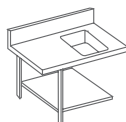
AGS 137

table with 2 legs and inferior panel 1000x520x865 mm



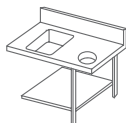
AGS 140

right sided pre-wash table 1200x700x865 mm without hole



AGS 141

left sided pre-wash table 1200x700x865 mm without hole



AGS 143

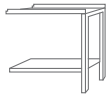
right sided pre-wash table 1200x700x865 mm with hole



AGS 144

left sided pre-wash table 1200x700x865 mm with hole

Please refer to page 20-21 in order to know which accessories are available for specific hood dishwashers.



ADN 414

table with 2 legs and inferior panel 630x520x865 mm



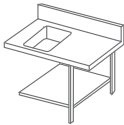
ADN 415

table with 2 legs and inferior panel 1000x520x865 mm



ADN 410

right sided pre-wash table 1200x700x865 mm with hole



ADN 411

right sided pre-wash table 1200x700x865 mm without hole



ADN 412

left sided pre-wash table 1200x700x865 mm with hole



ADN 413

left sided pre-wash table 1200x700x865 mm without hole



AGS 146

hand shower tap



AGS 150

external rinse booster pump



AGS 169

detergent pump kit

Please refer to page 20-21 in order to know which accessories are available for specific hood dishwashers.

CODE	ADN 410	ADN 411	ADN 412	ADN 413	ADN 414	ADN 415	ADN 426	AGS 109	AGS 136	AGS 137
AGB 664/WP	✓	✓	✓	✓	✓	✓	✓	✓	-	-
AGB 666/WP	✓	✓	✓	✓	✓	✓	✓	✓	-	-
AGB 667/WP	✓	✓	✓	✓	✓	✓	✓	✓	-	-
AGB 668/DP	-	-	-	✓	-	-	✓	✓	✓	✓
AGB 668/WP	-	-	-	✓	-	-	✓	✓	✓	✓
AGB 669/DP	✓	✓	✓	✓	✓	✓	✓	✓	-	-
AGB 669 DP-SP/3	✓	✓	✓	✓	✓	✓	✓	✓	-	-
AGB 669/WP	✓	✓	✓	✓	✓	✓	✓	✓	-	-

✓ = yes, available on demand

DISHWASHING

CODE	AGS 140	AGS 141	AGS 143	AGS 144	AGS 146	AGS 150	AGS 169	AGS 171	AGS 173	AGS 176
AGB 664/WP	-	-	-	-	✓	✓	✓	✓	✓	✓
AGB 666/WP	-	-	-	-	✓	✓	✓	✓	✓	✓
AGB 667/WP	-	-	-	-	✓	✓	✓	✓	✓	✓
AGB 668/DP	✓	✓	✓	✓	✓	✓	✓	✓	✓	✓
AGB 668/WP	✓	✓	✓	✓	✓	✓	✓	✓	✓	✓
AGB 669/DP	-	-	-	-	✓	✓	✓	✓	✓	✓
AGB 669 DP-SP/3	-	-	-	-	✓	✓	✓	✓	✓	✓
AGB 669/WP	-	-	-	-	✓	✓	✓	✓	✓	✓

✓ = yes, available on demand

POT MACHINES

All Whirlpool Professional Pot Machines have:

- electronic panel
- integral rinse booster pump
- stainless steel AISI 304 cabinet with double skinned panels
- moulded tank with double filter
- vertically mounted self draining wash pump

Water supply temperature required 55° C

Water supply pressure required between 200-400 kPa

AGB 673/WP



- Equipment: 1 universal basket,
1 basket for 6 trays

CODE				Δ lt		Δ kW							Δ P Δ	
AGB 673/WP	570x620	620	35	12	3	10	1,42	11,42	680x720x1665	4	60/120/180+ ∞	400 V tri ~ 50 Hz	0,3	3

- Available also with Detergent Pump and in 230 V ~ 50 Hz **AGB 673/DP**

AGB 786/WP



- Equipment: 1 universal basket,
1 basket for 6 trays

CODE														
AGB 786/WP	670x670	720	60	12	6	12	3,2	21,2	850x850x2030	4	180/360/540+ ∞	400 V tri~ 50 Hz	0,5	5

AGB 787/WP



- Equipment: 1 universal basket,
1 basket for 6 trays

CODE														
AGB 787/WP	1090x670	720	100	12	8	14	2x2	26,55	1335x850x2030	4	180/360/540+ ∞	400 V tri~ 50 Hz	0,5	10

Accessories

CODE	AGB 673/WP	AGB 786/WP	AGB 787/WP
ADI 060 pot machine basket 570x620 mm	✓	-	-
ADI 061 pot machine basket 670x670 mm	-	✓	-
ADI 062 pot machine basket 1090x670 mm	-	-	✓
ADI 063 rack for trays for basket 570x620 mm	✓	-	-
ADI 064 rack for trays for basket 670x670 and 1090x670 mm	-	✓	✓

✓ = yes, available on demand

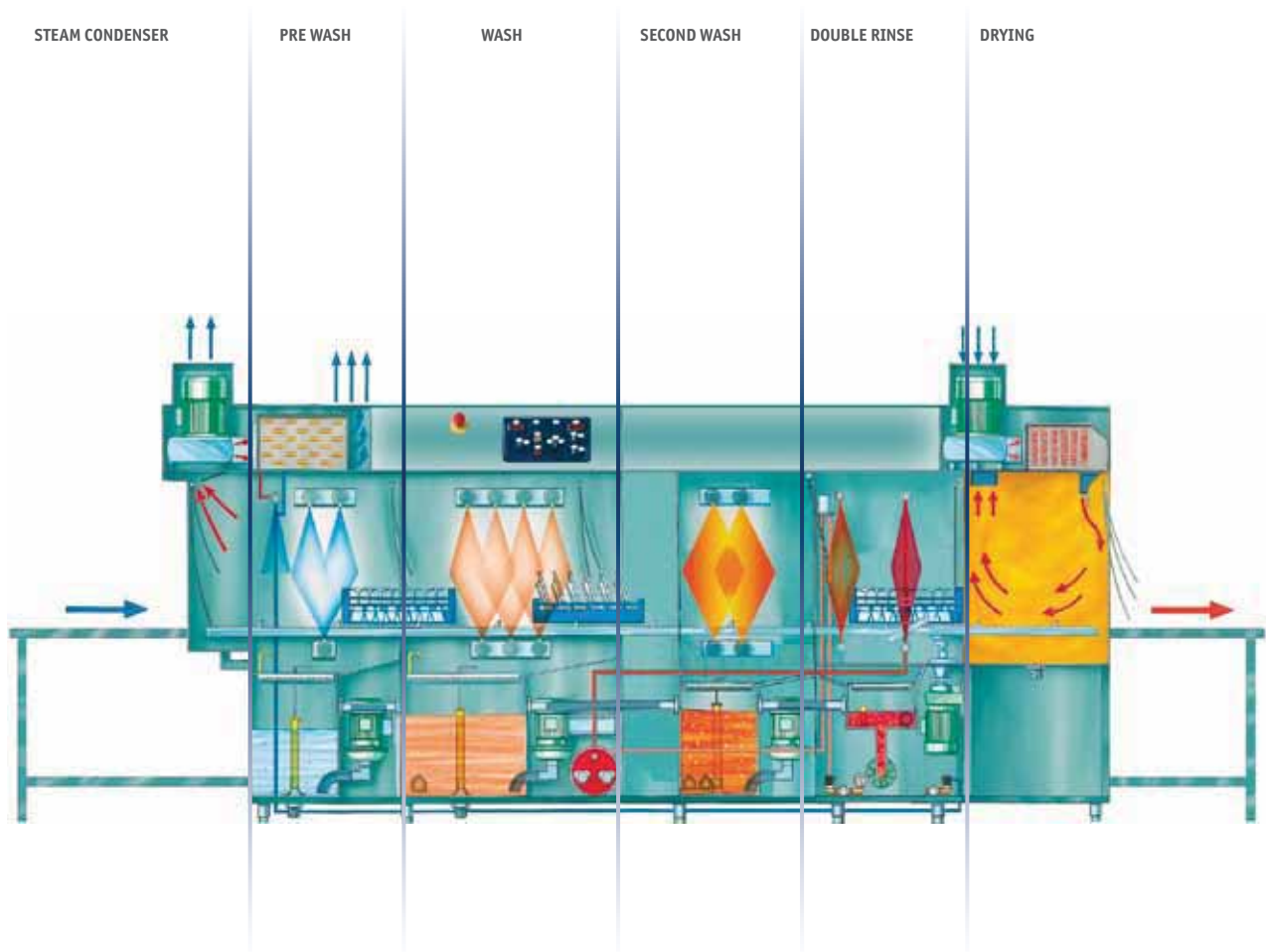
RACK CONVEYOR DISHWASHERS

All the Whirlpool Professional Rack Conveyor dishwashers have:

- full Stainless Steel AISI 304
- double skinned panels (reduce noise and retain heat)
- stainless steel AISI 304 insulated boiler
- vertically mounted self draining wash pump
- micro switch doors
- vertical legs up to 50 mm
- counter balanced door with 2 extra safety features
- 24 V control circuit for electrical safety
- static top & bottom wash and rinse arm clusters for the best possible result

Water supply temperature required 55° C

Water supply pressure required between 200-400 kPa










WASH-FINAL RINSE

AGB 788/WP RIGHT HAND ACCESS



AGB 674/WP LEFT HAND ACCESS



CODE						δ lt		
AGB 788/WP	80	18 (240 mm)	23,5	400 V tri ~ 50 Hz	100	12	285 liters/ hour	1300x790x1480
AGB 674/WP	80	18 (240 mm)	23,5	400 V tri ~ 50 Hz	100	12	285 liters/ hour	1300x790x1480








WASH-FINAL RINSE

AGB 675/WP RIGHT HAND ACCESS



AGB 676/WP LEFT HAND ACCESS



CODE						δ lt		
AGB 675/WP	100	18 (240 mm)	24,2	400 V tri ~ 50 Hz	100	12	285 liters/ hour	1550x790x1680
AGB 676/WP	100	18 (240 mm)	24,2	400 V tri ~ 50 Hz	100	12	285 liters/ hour	1550x790x1680

RACK CONVEYOR DISHWASHERS

WASH-FINAL RINSE

AGB 681/WP RIGHT HAND ACCESS

AGB 682/WP LEFT HAND ACCESS



- Acoustic insulated

CODE						δ t		
AGB 681/WP	95/140	18 (240 mm)	24,15	400 V tri ~ 50 Hz	100	12	285 liters/ hour	1550x790x1680
AGB 682/WP	95/140	18 (240 mm)	24,15	400 V tri ~ 50 Hz	100	12	285 liters/ hour	1550x790x1680

PRE WASH - WASH - FINAL RINSE

AGB 792/WP RIGHT HAND ACCESS

AGB 688/WP LEFT HAND ACCESS



- Acoustic insulated

CODE						δ t		
AGB 792/WP	112/169	18 (240 mm)	31,25	400 V tri ~ 50 Hz	100	12	380 liters/ hour	2150x790x1680
AGB 688/WP	112/169	18 (240 mm)	31,25	400 V tri ~ 50 Hz	100	12	380 liters/ hour	2150x790x1680








WASH – DOUBLE RINSE - FINAL RINSE

AGB 685/WP RIGHT HAND ACCESS



AGB 686/WP LEFT HAND ACCESS



CODE						δ lt		
AGB 685/WP	90/135	18 (240 mm)	28,95	400 V tri ~ 50 Hz	100	20	285 liters/ hour	1750x790x1680
AGB 686/WP	90/135	18 (240 mm)	28,95	400 V tri ~ 50 Hz	100	20	285 liters/ hour	1750x790x1680








PRE WASH - WASH – DOUBLE RINSE - FINAL RINSE

AGB 687/WP RIGHT HAND ACCESS



AGB 789/WP LEFT HAND ACCESS



CODE						δ lt		
AGB 687/WP	137/206	18 (240 mm)	36,05	400 V tri ~ 50 Hz	100	23	380 liters/ hour	2600x790x1680
AGB 789/WP	137/206	18 (240 mm)	36,05	400 V tri ~ 50 Hz	100	23	380 liters/ hour	2600x790x1680

RACK CONVEYOR DISHWASHERS









PRE WASH - FIRST WASH – SECOND WASH – DOUBLE RINSE - FINAL RINSE











AGB 790/WP RIGHT HAND ACCESS



AGB 791/WP LEFT HAND ACCESS



CODE								
AGB 790/WP	172/259	18 (240 mm)	53,55	400 V tri~ 50 Hz	100+100	23	380 liters/ hour	3250x790x1680
AGB 791/WP	172/259	18 (240 mm)	53,55	400 V tri~ 50 Hz	100+100	23	380 liters/ hour	3250x790x1680

	AGS 178	8 cutlery baskets 400x400x130 mm
	AGS 176	basket for bulk cutlery 500x500x130 mm
	AGS 171	12 dishes basket 500x500x130 mm
	AGS 173	18 dishes basket 500x500x130 mm
	AGS 151	rollers table 1000x650x905 mm
	AGS 152	rollers table 1500x650x905 mm
	AGS 153	rollers table 2000x650x905 mm
	AGS 154	rollers table 2500x650x905 mm
	ADN 013	right sided pre-wash table 1300x700x850 mm with hole
	ADN 014	right sided pre-wash table 1300x700x850 mm without hole

Please refer to page 31 in order to know which accessories are available for specific rack conveyor dishwashers.



ADN 015

left sided pre-wash table 1300x700x850 mm
with hole



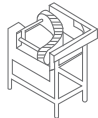
ADN 016

left sided pre-wash table 1300x700x850 mm
without hole



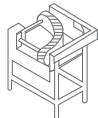
AGS 162

motorised roller table inlet 90° right side
850x850x850 mm



AGS 163

motorised roller table inlet 90° left side
850x850x850 mm



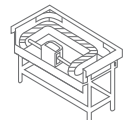
AGS 164

motorised roller table outlet 90° right side
850x850x850 mm



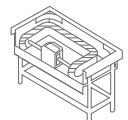
AGS 165

motorised roller table outlet 90° left side
850x850x850 mm



AGS 166

motorised roller table outlet 180° right side
850x1500x850 mm



AGS 170

motorised roller table outlet 180° left side
850x1500x850 mm



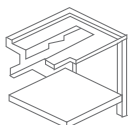
AGS 146

hand shower tap



AGS 160

end switch system for roller table



AGS 161

corner loading shelf 700x600 mm

Please refer to page 31 in order to know which accessories are available for specific rack conveyor dishwashers.

CODE	unit type l=left entry r=right entry	ADN 013	ADN 014	ADN 015	ADN 016	AGS 146	AGS 151	AGS 152	AGS 153	AGS 154	AGS 160	AGS 161	AGS 162	AGS 163	AGS 164	AGS 165	AGS 166	AGS 170	AGS 171	AGS 173	AGS 176	AGS 178
AGB 674/WP	l	-	-	✓	✓	✓	✓	✓	✓	✓	✓	✓	-	✓	✓	-	✓	-	✓	✓	✓	✓
AGB 675/WP	r	✓	✓	-	-	✓	✓	✓	✓	✓	✓	✓	✓	-	-	✓	-	✓	✓	✓	✓	✓
AGB 676/WP	l	-	-	✓	✓	✓	✓	✓	✓	✓	✓	✓	-	✓	✓	-	✓	-	✓	✓	✓	✓
AGB 681/WP	r	✓	✓	-	-	✓	✓	✓	✓	✓	✓	✓	✓	-	-	✓	-	✓	✓	✓	✓	✓
AGB 682/WP	l	-	-	✓	✓	✓	✓	✓	✓	✓	✓	✓	-	✓	✓	-	✓	-	✓	✓	✓	✓
AGB 685/WP	r	✓	✓	-	-	✓	✓	✓	✓	✓	✓	✓	✓	-	-	✓	-	✓	✓	✓	✓	✓
AGB 686/WP	l	-	-	✓	✓	✓	✓	✓	✓	✓	✓	✓	-	✓	✓	-	✓	-	✓	✓	✓	✓
AGB 687/WP	r	✓	✓	-	-	✓	✓	✓	✓	✓	✓	✓	✓	-	-	✓	-	✓	✓	✓	✓	✓
AGB 688/WP	l	-	-	✓	✓	✓	✓	✓	✓	✓	✓	✓	-	✓	✓	-	✓	-	✓	✓	✓	✓
AGB 788/WP	r	✓	✓	-	-	✓	✓	✓	✓	✓	✓	✓	✓	-	-	✓	-	✓	✓	✓	✓	✓
AGB 789/WP	l	-	-	✓	✓	✓	✓	✓	✓	✓	✓	✓	-	✓	✓	-	✓	-	✓	✓	✓	✓
AGB 790/WP	r	✓	✓	-	-	✓	✓	✓	✓	✓	✓	✓	✓	-	-	✓	-	✓	✓	✓	✓	✓
AGB 791/WP	l	-	-	✓	✓	✓	✓	✓	✓	✓	✓	✓	-	✓	✓	-	✓	-	✓	✓	✓	✓
AGB 792/WP	r	✓	✓	-	-	✓	✓	✓	✓	✓	✓	✓	✓	-	-	✓	-	✓	✓	✓	✓	✓

✓ = yes, available on demand

We suggest the installations of the following moduls:

1) Dryer

- AGS 379 (left) AGS 380 (right) 9 kW 600 mm
- AGS 383 (left) AGS 384 (right) 12 kW 600 mm
- AGS 382 (left) AGS 381 (right) 12 kW 900 mm

2) Steam condenser

- AGS 378

3) Steam extractor

- AGS 385

4) Heat recoverer

- AGS 386

Supplementary boilers are available if water temperature is not suitable

- AGS 387 (12 kW)
- AGS 388 (18 kW)

Whirlpool Europe s.r.l.
V.le Guido Borghi, 27
21025 - Comerio - (VA) ITALY
www.whirlpool-professional.com



SENSING THE DIFFERENCE

Specifications and technical information are subject to change at any time.

While every effort has been made to ensure that the information contained in this brochure is correct at time of going to press.

Whirlpool can not be held responsible for any errors or omissions that may come to light after publication.

Products offered for sale may differ from those described or illustrated here and Whirlpool reserve the right to alter specifications without prior notice.

Due to printing limitations the colour of appliances illustrated herein cannot be guaranteed accurate, and should be used for guidance only.

If particular features, colours or measurements as important to you please check with your Whirlpool dealer before purchase.